

# ***ProAlign® Alignment Systems***

***Optimized for speed and efficiency***



# Alignment measurements in just minutes!

Pronto alignment systems using HawkEye® digital imaging technology offers shops alignment service optimized for speed and efficiency with simple operation and low cost of ownership.

Digital cameras measure the position and orientation of the wheels with pinpoint accuracy using reflective targets.



## 1. Select the Vehicle

- ✓ Recall specifications



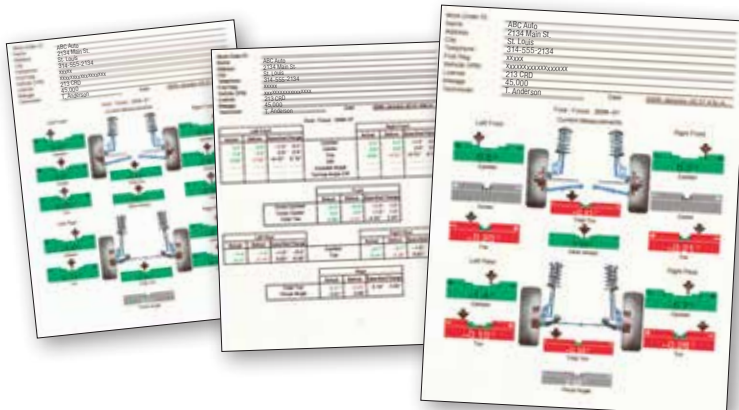
## 2. Measure Angles

- ✓ Install targets
- ✓ Capture measurements
- ✓ Review "before" results



## 3. Make Adjustments

- ✓ Follow the adjustment instructions
- ✓ Print before-and-after results



## Present Your Results!

- ✓ Sell more alignments
- ✓ Generate greater profits



## Perform alignments at ANY height

The versatility of the HawkEye® digital imaging technology allows shops to perform alignments on the floor or at any lift height.



*Camera height is easily adjusted from the side of the unit.*

### **PATENTED**

## Reduce long-term cost of ownership

The reflective wheel targets provide a low cost of ownership and require virtually no maintenance.

- ✓ No electronics at the wheel
- ✓ No cables or batteries
- ✓ No calibration required
- ✓ No downtime from accidental drops

*Self-centering adaptors easily handle wheels 10 to 24.5 inches (28 in. with optional extensions).*



# Powerful software features reduce alignment times and increase productivity!



EXCLUSIVE

## WinToe® Adjustments

Ensure a straight steering wheel every time without repeated adjustments or using a steering wheel holder.



EXCLUSIVE

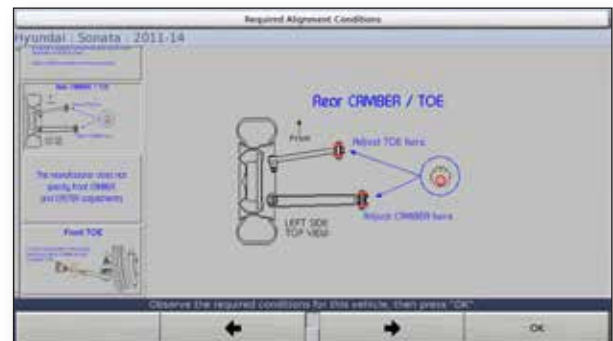
## Control Arm Movement Monitor

Cut adjustment times in half for front-shim, dual-cam or dual-slot vehicles. Step-by-step graphics let you get it right on the first try.




## Shim-Select® II

Eliminate confusing shim charts and tables. Shim-Select® II quickly calculates and displays the template you need for proper shim installation.



## Easy-To-Follow Illustrations

Over 500 adjustment illustrations provide diagrams and instructional information of recommended Original Equipment Manufacturer (OEM) adjustment methods.



## ProAlign® printouts help sell work

Explain needed parts and repairs and show completed work to customers using detailed, color-coded printouts.

Clear and detailed printouts help you communicate and build rapport with your customers and sell more alignments.

# Hunter's DSP700 alignment sensors provide speed and accuracy at an economical price!

## EXCLUSIVE

### Reversible setups

Interchangeable front and rear sensors avoid obstructions such as air dams or spoilers



*Traditional toe arms in front...*



*... or mounted in rear to avoid obstructions!*



### Wireless functionality

No cumbersome cables to connect



### Quick recharge

Sensors recharge while they are mounted on the aligner



## EXCLUSIVE

### Rolling Compensation

Mount sensors and roll to compensate. Obtain precise alignment measurements without jacking up the vehicle.



### Pro-Comp® Compensation

Continuous runout compensation procedure ensures accurate alignment angles, even if wheels rotate after compensation.



### Weights less than 3.4 kg (7.5 lbs.)

Engineered with your technician in mind, DSP700 sensors are up to 50% lighter than previous models.



# Greater versatility helps service more vehicles

## Hunter's innovative self-centering wheel adaptor

- ✓ Easy to use
- ✓ Lightweight, durable construction
- ✓ Fits a wide range of wheel configurations and sizes



### Adaptable rim studs

Fits steel or specialty rims with run-flat and flange-guard tires.




### Sturdy design

Durable, lightweight design provides rigidity and stability.



### Extended range

Stud slots extend coverage from 10 to 24.5 inches.



## Extend range of service with these options

### OPTIONAL

#### Tire clamp adaptor fits difficult wheels

- ✓ Fastens to tires with 21 to 40 in. outside dimension
- ✓ Includes 4 tire clamps with protective rim sleeves



*Ideal for use on wheels without rim lips or when space between tire and rim is limited.*



### OPTIONAL

#### Extensions expand coverage

- ✓ Expands adaptor range up to 28 in.
- ✓ Includes 16 adaptor extensions, 4 for each adaptor



# HawkEye® sensor configurations

Space-saving HawkEye® sensors offer enhanced productivity in a small footprint.


HawkEye® sensors can be installed within 25 mm (1 in.) of a wall, saving space at the front of your bay.

	HS221FC2E	HS221ML2E	HS221WM2E	HS221CM2E
<b>Mounting type</b>	Floor	Floor	Wall/ceiling	Cabinet
<b>Adjustable camera range</b>	Not applicable	1460 mm (57.5 in.)	Not applicable	902 mm (35.5 in.)
<b>Mobile (bay-to-bay)</b>				✓
<b>Drive-through configuration</b>			✓	




The fixed-column standard configuration fits most service bay applications.

**HS221FC2E**



Adjustable-column configurations provide a range of motion to achieve additional lift height or to work with the vehicle lowered to the floor.

**HS221ML2E**



Cabinet-mounted sensors are mobile to service multiple alignment bays and feature adjustable heights.

**HS221CM2E**

*Compatible with PA260E mobile cabinet only.*



**HS221WM2E**

The wall- or ceiling-mounted sensors can be paired with the RX flush-mount scissor lift making them ideal for drive-through service bays handling vehicles with minimum ground clearance.

# Specifications

## PA210E

Shown with  
24-in. LCD



## PA220E

Shown with  
HS221ML2E  
and 24-in. LCD



## PA260E

Shown with  
HS221CM2E  
and 24-in. LCD



## Models

**PA210E** – Mobile console (Not compatible with HS221CM sensors)

Console dimensions	1486 mm (H) x 699 mm (W) x 597 mm (D) 58.5 in. (H) x 27.5 in. (W) x 23.5 in. (D)
--------------------	---

**PA220E** – Column-mount console (For HS221FC and HS221ML sensors)

Console dimensions	1016 mm (H) x 914 mm (W) x 534 mm (D) 40 in. (H) x 36 in. (W) x 21 in. (D)
--------------------	---

**PA260E** – Mobile console (For HS221CM sensors)

Console dimensions	1651-1727 mm (H) x 813 mm (W) x 635 mm (D) 65-68 in. (H) x 32 in. (W) x 25 in. (D)
--------------------	---

**Power requirements** 100-240V, 3.5A-1.75A, 1PH, 50/60Hz

**Compatible sensors** DSP706, DSP708, DSP740T\*\*, HS221

Monitor is not included with mobile or column-mounted consoles.

\* If language is other than English, then keyboard not provided.

\*\* Requires XF Pod Kit, 20-2072-1 (standard with DSP706 or DSP708 sensors).

## Standard equipment

- ✓ Brake pedal depressor
- ✓ Keyboard\*
- ✓ Steering wheel holder
- ✓ Mouse pointing device

## Optional equipment

- 20-2072-1 XF Pod kit
- 20-2910-1 Hand-held, XF Remote Control and XF Pod
- 20-2882-1-E Icon Cordless Remote Indicator\*\*
- 20-2881-E Icon Remote Indicator
- 20-2531-1 Standard mechanical turnplate (2 required)
- 20-2532-1 Stainless steel mechanical turnplate (2 required)
- 20-1487-1 Electronic turnplates (set of 2)

# Grow your equipment with your business!



PATENTED  
CodeLink® tool

## WinAlign® upgrade

WinAlign® alignment software maximizes profit and productivity in your alignment bay.

- ✓ CodeLink® electronic steering reset tool
- ✓ Electronic steering reset capability
- ✓ ExpressAlign® procedures
- ✓ Tools & kits
- ✓ WebSpecs® online specification database
- ✓ HunterNet® online shop statistics
- ✓ 100s of additional power tools and training aides



## HawkEye Elite®\*\*\* upgrade

Hunter's HawkEye Elite® alignment system saves valuable shop time and increases profits.

- ✓ Three-dimensional QuickGrip® targets
- ✓ Four high-resolution cameras
- ✓ QuickComp®, single-motion compensation
- ✓ No metal-to-metal contact with wheel
- ✓ Decreased setup time
- ✓ Quick-change arms eliminate adjustment knobs

\*\*\* Requires WinAlign® software and electronic security key upgrade

Because of continuing technological advancements, specifications, models and options are subject to change without notice.

WinAlign, ProAlign, HawkEye, HawkEye Elite, WinToe, Shim-Select, Pro-Comp, Level Reminder, Cal-Check, CodeLink, ExpressAlign, WebSpecs, HunterNet, QuickGrip and QuickComp are registered trademarks of Hunter Engineering Company.

0619DH

Copyright © 2019, Hunter Engineering Company

**HUNTER**  
Engineering Company

**www.hunter.com**

11250 Hunter Drive, Bridgeton, MO 63044, USA  
Tel: 1-314-731-3020, Fax: 1-314-731-0132  
Email: international@hunter.com

Form 6207-TE-05, 06/19  
Supersedes form 6235-TE-05, 05/17